

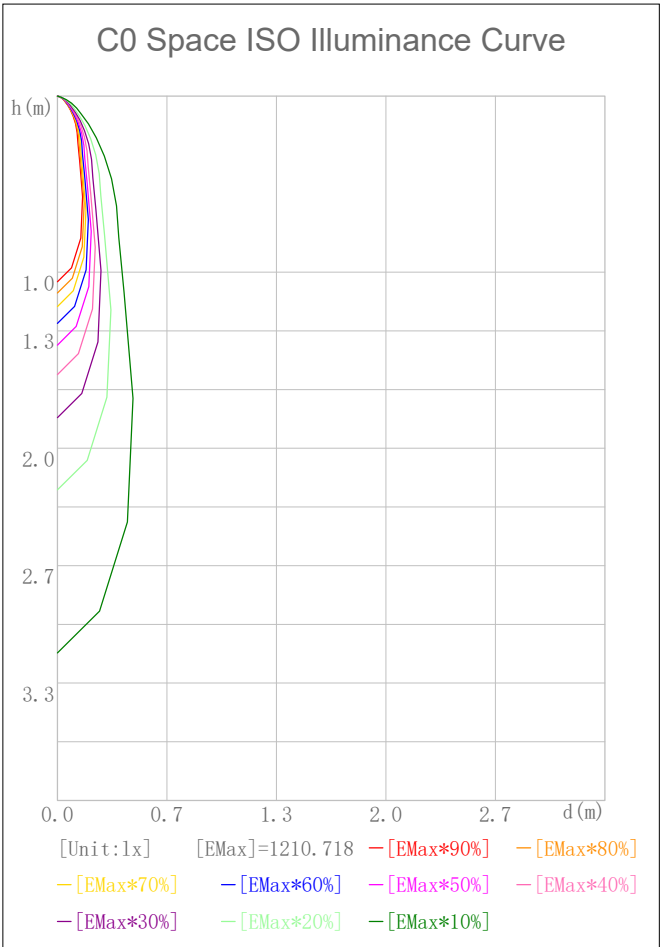
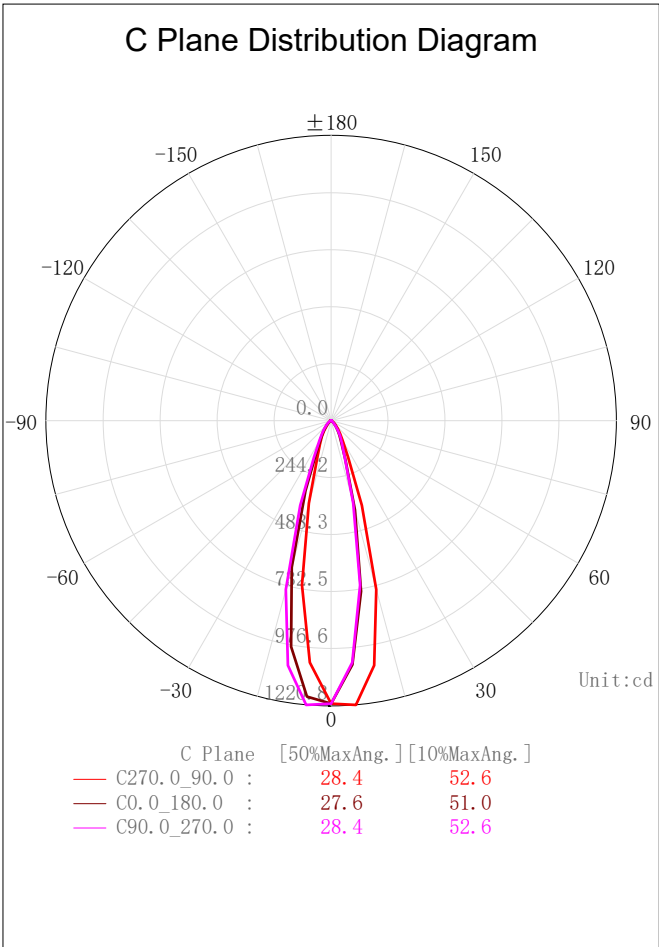
Indoor Luminaire Photometric Data

Description Information

Luminary Name: SD09-06-DW-02 1800-3000K RA90 24D		Lum. Catalog:	Test ID: 01
Lamp Name:		Lamp Catalog: LED	Test Date: 2022/08/18
Manufacture: Shenzhen Norming Lighting		Shld. Ang(°):	Test Machine:GON-2000
Test Lab: Quality Department		Frequency (Hz):	Lamp CCT (K): Ra:
Lum. Size (W*L*H):0.039m*0.039m*0.000m		Lum. Area (m2):0.001	Lum. W (kg): 0.000
Test System: C, γ	Test Step: C=90.0 γ=5.0	Temp. (°C): 25	Humidity(%):

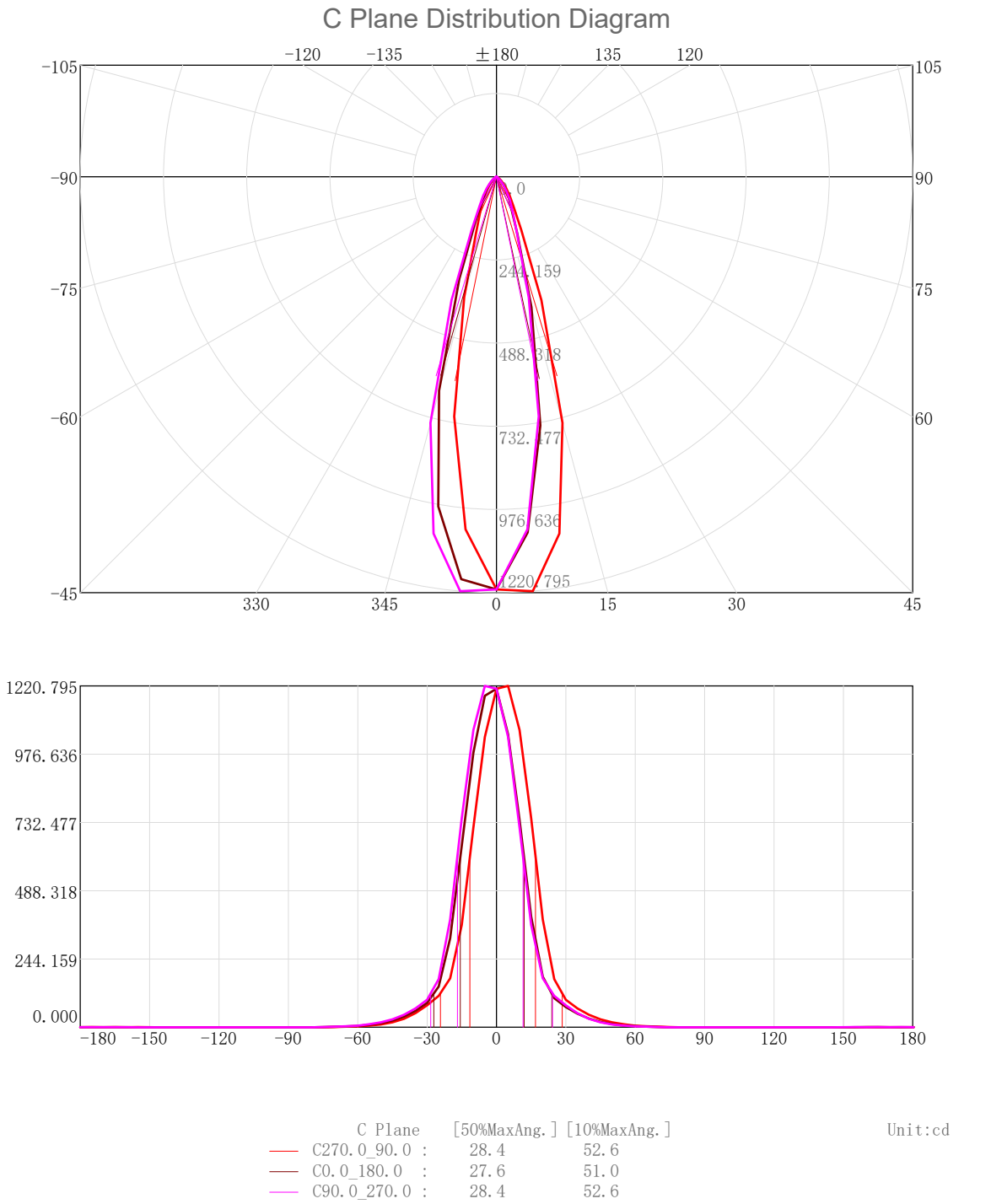
Character Parameter

Lamp Speciality Parameter		Luminaire Speciality Parameter	
Rated Flux(lm): 385.440	Luminary Flux(lm): 385.439	Field Angle(10%Imax): 52.6(°)	
Rated Power(W):	Luminary Efficiency: 100.00%	Down Lumens&Percent: 385.000lm 99.89%	
Rated Voltage(V):	Luminary EER(lm/W): 66.352	Up Lumens&Percent: 0.439lm 0.11%	
Tested Power(W): 5.809	Max. Candela(cd): 1220.795	S/MH: C0_a180=0.465 C90_270=0.482	
Lamps' Inside: 1	Max Cand@Ang. (°): C=270.0 γ=5.0	CIE Type: Semi-Direct	
Tested Electrics (V, A, pf):240.1, 0.029	Beam Angle(50%Imax): 28.4(°)	ErP Φ use(90°): 361.467lm	
Lamp Size (W*L*H):0.039m*0.039m*0.000m	Left=-11.5°, Right=16.9°	IRF(%): 742.734	



2D Plane Light Intensity Distribution Curve

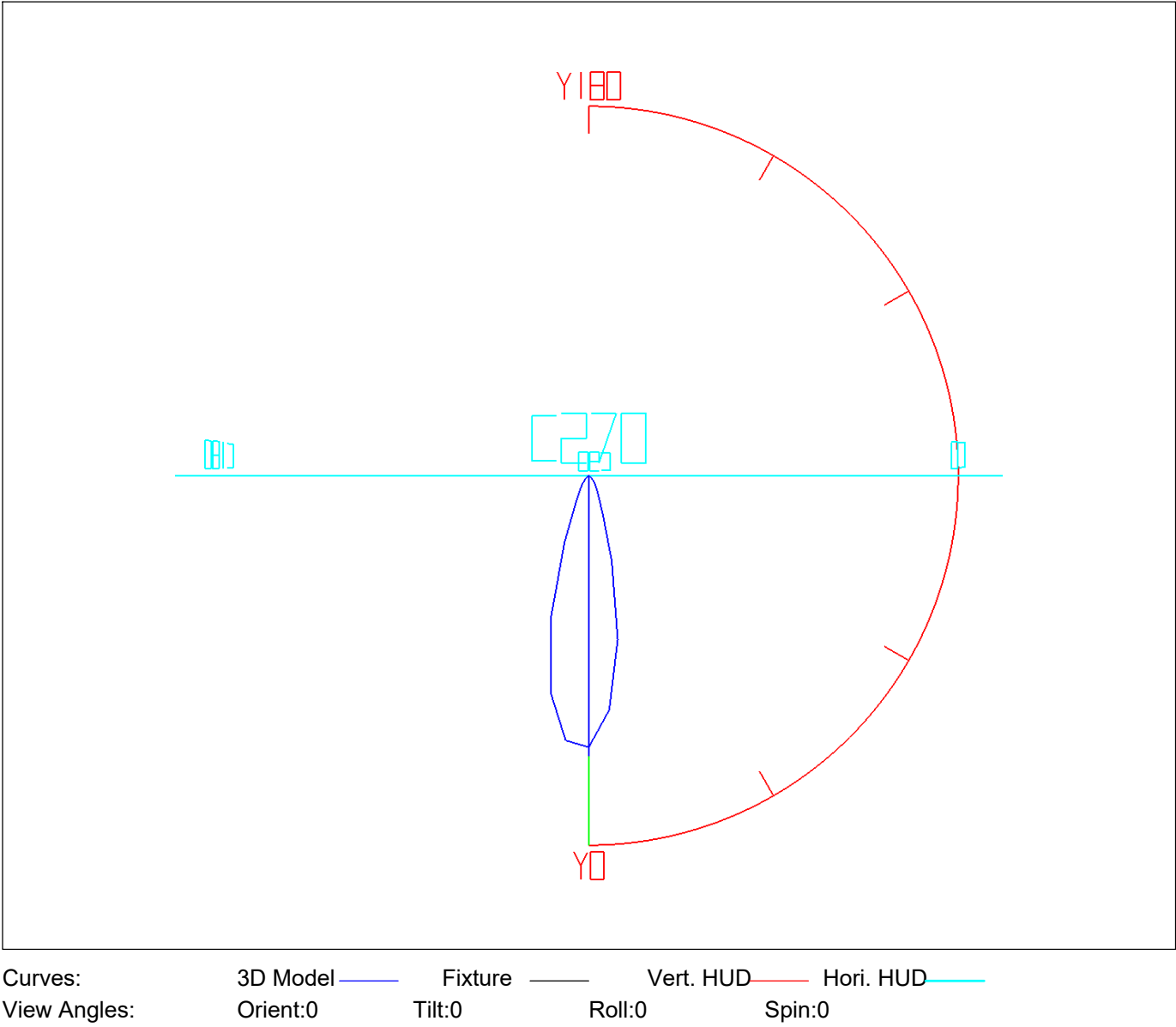
Lum. Name:SD09-06-DW-02 1800-3000K RA90 24D	Lum. Catalog:	Test ID:01
Lamp Name:	Lamp Catalog:LED	Test Lab:Quality Department
Manufacture:Shenzhen Norming Lighting	Test Machine:GON-2000	Test Date:2022/08/18



3D Light Intensity Distribution Modal

Lum. Name:SD09-06-DW-02 1800-3000K RA90 24D	Lum. Catelog:	Test ID:01
Lamp Name:	Lamp Catelog:LED	Test Lab:Quality Department
Manufacture:Shenzhen Norming Lighting	Test Machine:GON-2000	Test Date:2022/08/18

3D Light Intensity Distribution Modal

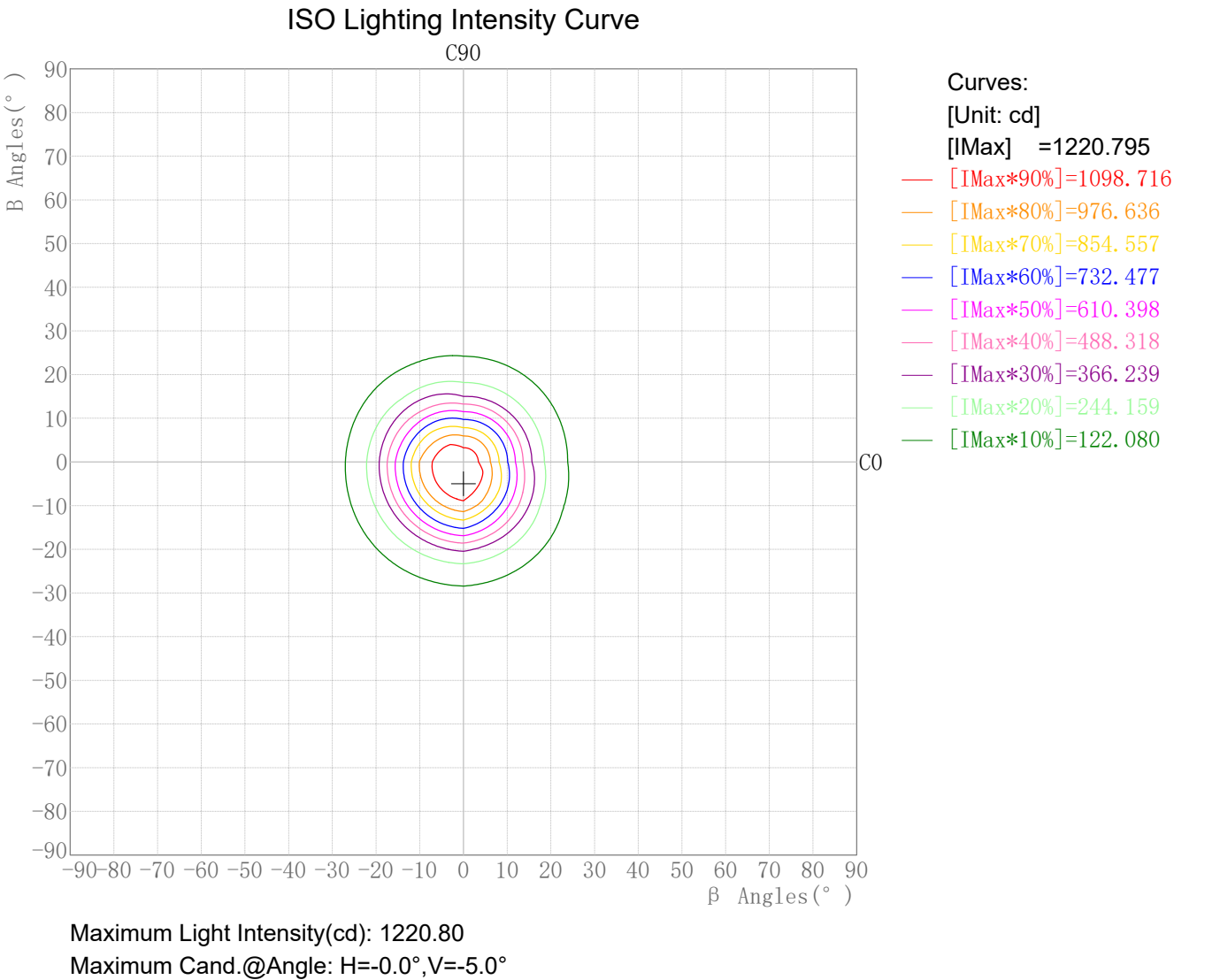


Zonal Flux Tabulation

Zone(γ)	Zone Flux (lm)	Sums Flux (lm)	Zone%Lamp	Sums%Lamp
0. 0-5. 0	27. 90	27. 90	7. 24	7. 24
5. 0-10. 0	71. 49	99. 39	18. 55	25. 78
10. 0-15. 0	83. 94	183. 33	21. 78	47. 56
15. 0-20. 0	66. 34	249. 66	17. 21	64. 77
20. 0-25. 0	41. 82	291. 48	10. 85	75. 62
25. 0-30. 0	27. 58	319. 07	7. 16	82. 78
30. 0-35. 0	20. 73	339. 79	5. 38	88. 16
35. 0-40. 0	15. 46	355. 25	4. 01	92. 17
40. 0-45. 0	10. 87	366. 12	2. 82	94. 99
45. 0-50. 0	7. 32	373. 44	1. 90	96. 89
50. 0-55. 0	4. 74	378. 18	1. 23	98. 12
55. 0-60. 0	2. 96	381. 14	0. 77	98. 88
60. 0-65. 0	1. 88	383. 02	0. 49	99. 37
65. 0-70. 0	1. 21	384. 23	0. 31	99. 69
70. 0-75. 0	0. 59	384. 82	0. 15	99. 84
75. 0-80. 0	0. 16	384. 99	0. 04	99. 88
80. 0-85. 0	0. 01	385. 00	0. 00	99. 89
85. 0-90. 0	0. 00	385. 00	0. 00	99. 89
90. 0-95. 0	0. 00	385. 00	0. 00	99. 89
95. 0-100. 0	0. 00	385. 00	0. 00	99. 89
100. 0-105. 0	0. 00	385. 00	0. 00	99. 89
105. 0-110. 0	0. 00	385. 00	0. 00	99. 89
110. 0-115. 0	0. 00	385. 00	0. 00	99. 89
115. 0-120. 0	0. 00	385. 00	0. 00	99. 89
120. 0-125. 0	0. 00	385. 00	0. 00	99. 89
125. 0-130. 0	0. 00	385. 00	0. 00	99. 89
130. 0-135. 0	0. 00	385. 00	0. 00	99. 89
135. 0-140. 0	0. 00	385. 00	0. 00	99. 89
140. 0-145. 0	0. 00	385. 00	0. 00	99. 89
145. 0-150. 0	0. 02	385. 02	0. 01	99. 89
150. 0-155. 0	0. 08	385. 10	0. 02	99. 91
155. 0-160. 0	0. 10	385. 21	0. 03	99. 94
160. 0-165. 0	0. 10	385. 31	0. 03	99. 97
165. 0-170. 0	0. 07	385. 38	0. 02	99. 98
170. 0-175. 0	0. 04	385. 42	0. 01	100. 00
175. 0-180. 0	0. 02	385. 44	0. 00	100. 00

Rectangle ISO Lighting Intensity Diagram

Lum. Name:SD09-06-DW-02 1800-3000K RA90 24D	Lum. Catelog:	Test ID: 01
Lamp Name:	Lamp Catelog: LED	Test Lab: Quality Department
Manufacture: Shenzhen Norming Lighting	Test Machine:GON-2000	Test Date: 2022/08/18

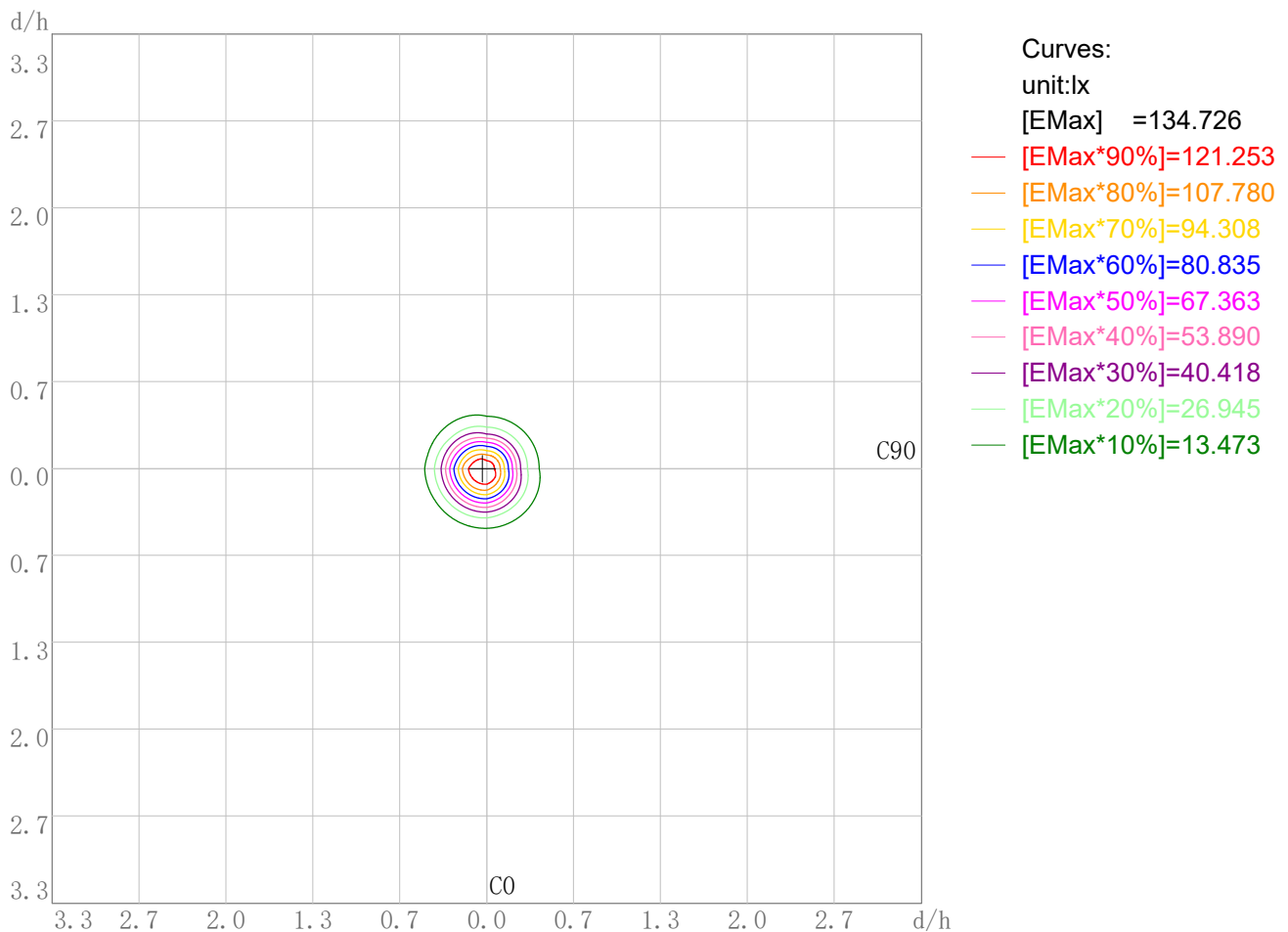


Photometric Filename:SD09-06-DW-02 1800-3000K RA90 24D.IES

Plane ISO-Illuminance Diagram

Lum. Name: SD09-06-DW-02 1800-3000K RA90 24D	Lum. Catalog:	Test ID: 01
Lamp Name:	Lamp Catalog: LED	Test Lab: Quality Department
Manufacture: Shenzhen Norming Lighting	Test Machine: GON-2000	Test Date: 2022/08/18

Plane ISO-Illuminance Curve



Working Plane Luminaire Mounting Height(m): 3.00

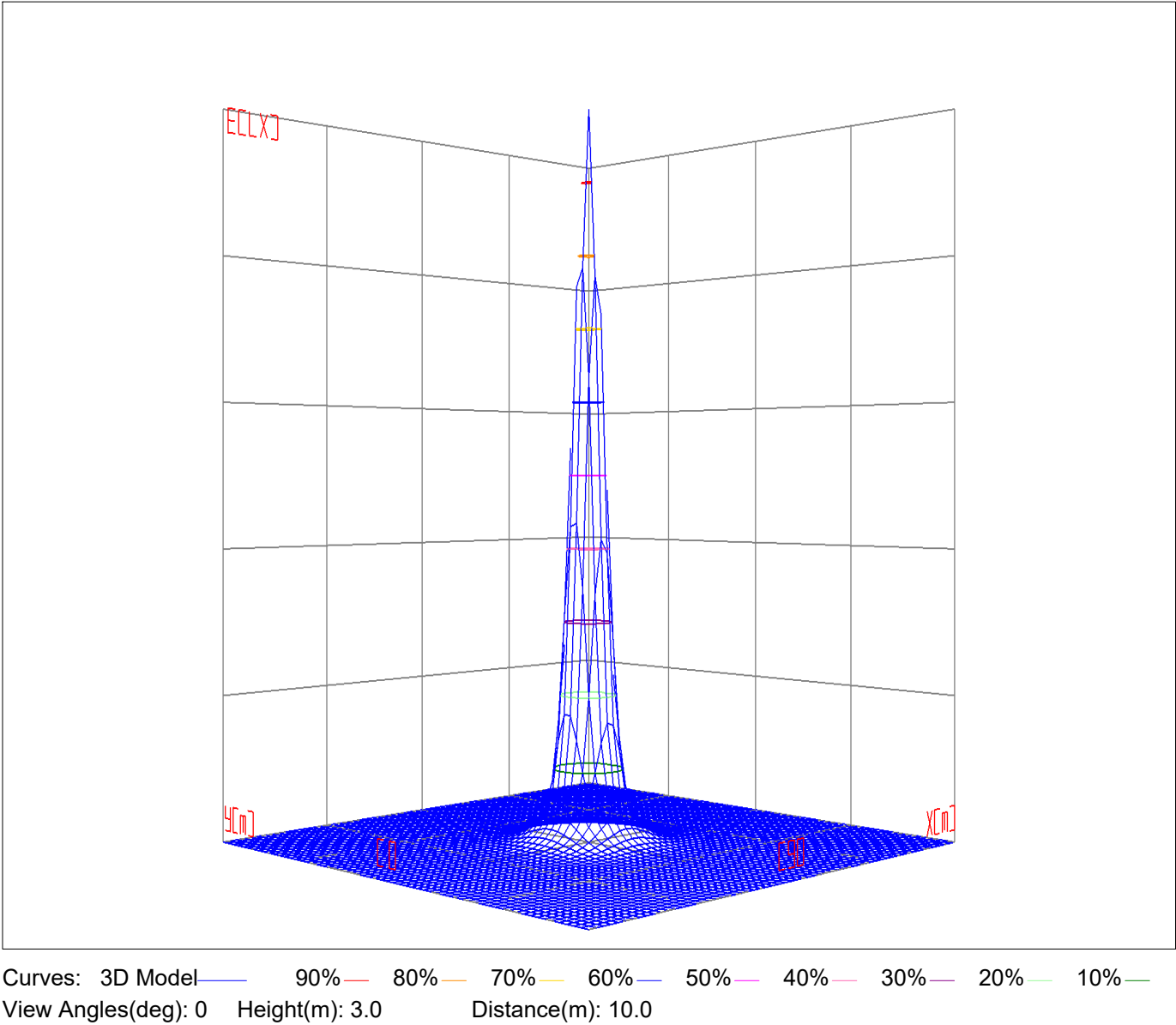
Working Plane Maximum Illuminance(lx): 134.73

Working Plane Maximum Illuminance Position(d/h):H-0.0 V-0.0

3D Plane ISO Illuminance Diagram

Lum. Name: SD09-06-DW-02 1800-3000K RA90 24D	Lum. Catelog:	Test ID: 01
Lamp Name:	Lamp Catelog: LED	Test Lab: Quality Department
Manufacture: Shenzhen Norming Lighting	Test Machine:GON-2000	Test Date: 2022/08/18

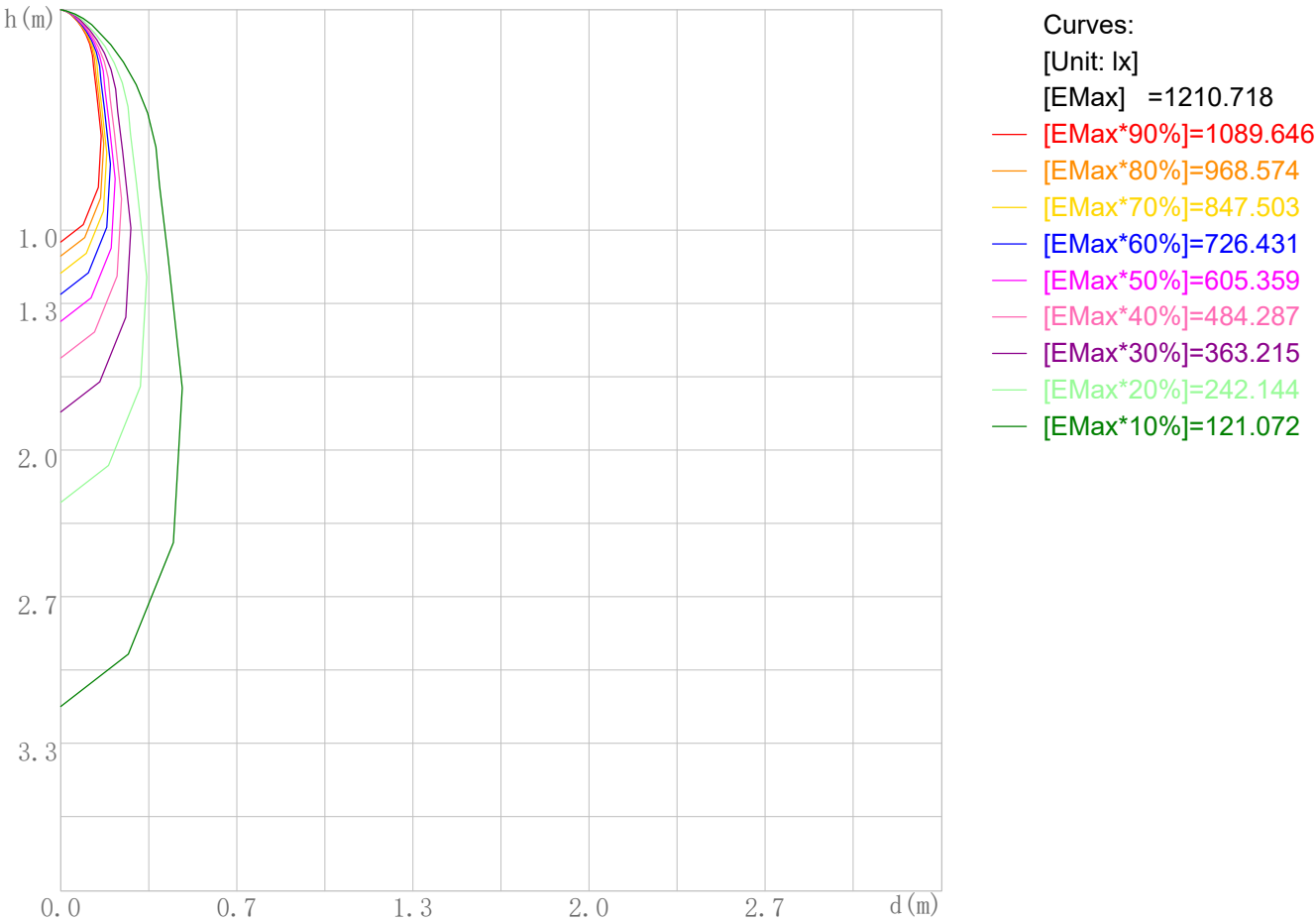
3D Plane Illuminance Modal



Space ISO Illuminance Diagram

Lum. Name: SD09-06-DW-02 1800-3000K RA90 24D	Lum. Catelog:	Test ID: 01
Lamp Name:	Lamp Catelog: LED	Test Lab: Quality Department
Manufacture: Shenzhen Norming Lighting	Test Machine:GON-2000	Test Date: 2022/08/18

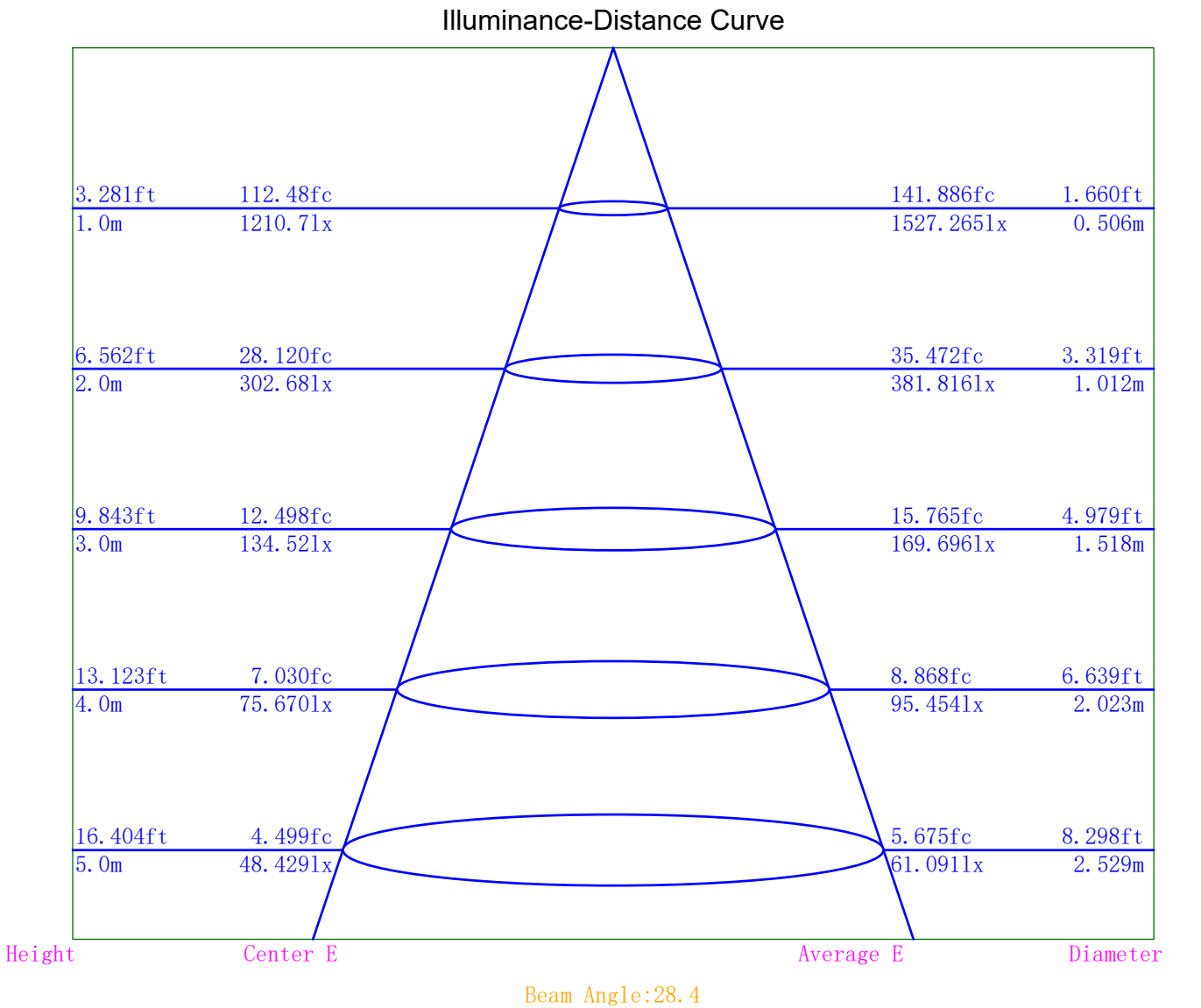
Space ISO Illuminance Curve



Space Plane Maximum Illuminance and @Angle:1210.72lx,0.0deg
Plane Maximum Lighting Intensity and @Angle:1210.718cd,0deg

Illuminance-Distance Diagram

Lum. Name:SD09-06-DW-02 1800-3000K RA90 24D	Lum. Catelog:	Test ID:01
Lamp Name:	Lamp Catelog:LED	Test Lab:Quality Department
Manufacture:Shenzhen Norming Lighting	Test Machine:GON-2000	Test Date:2022/08/18



Indoor Luminance Limiting Curves

Lum. Name:SD09-06-DW-02 1800-3000K RA90 24D	Lum. Catalog:	Test ID:01
Lamp Name:	Lamp Catalog: LED	Test Lab: Quality Department
Manufacture: Shenzhen Norming Lighting	Test Machine:GON-2000	Test Date: 2022/08/18

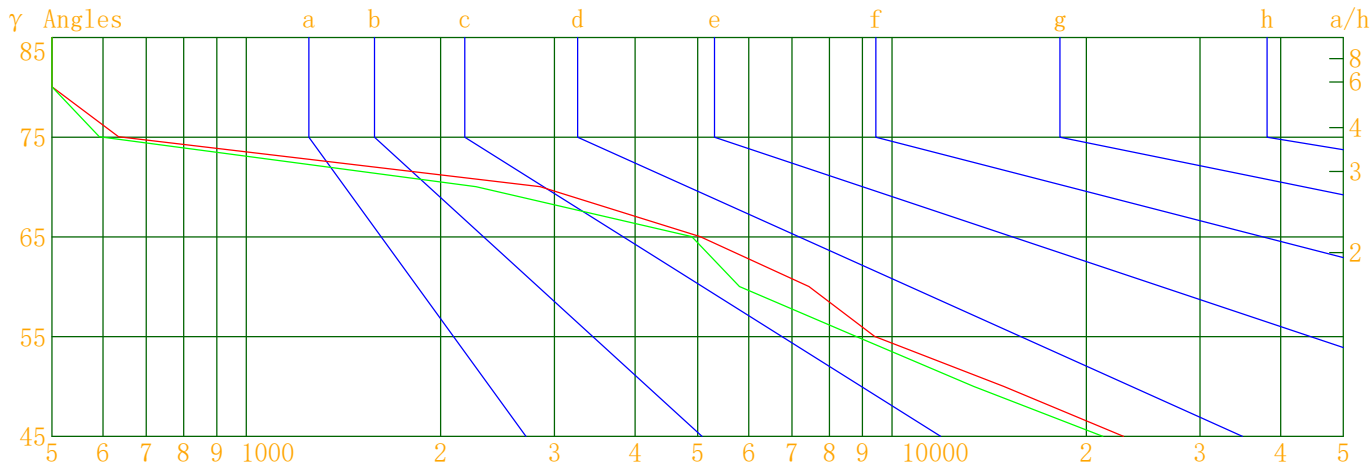
Glare Grade Table

GI	Quality	Using Illuminance							
1.15	A	2000	1000	500	<=300				
1.5	B		2000	1000	500	<=300			
1.85	C			2000	1000	500	<=300		
2.2	D				2000	1000	500	<=300	
2.55	E	a				2000	1000	500	<=300
			b	c	d	e	f	g	h

Luminance Table

Gama(deg)	45	50	55	60	65	70	75	80	85
C0	22834	14901	9406	7437	5043	2851	634	0	0
C90	21217	13379	8803	5804	4896	2269	592	0	0

Luminance Limiting Curve



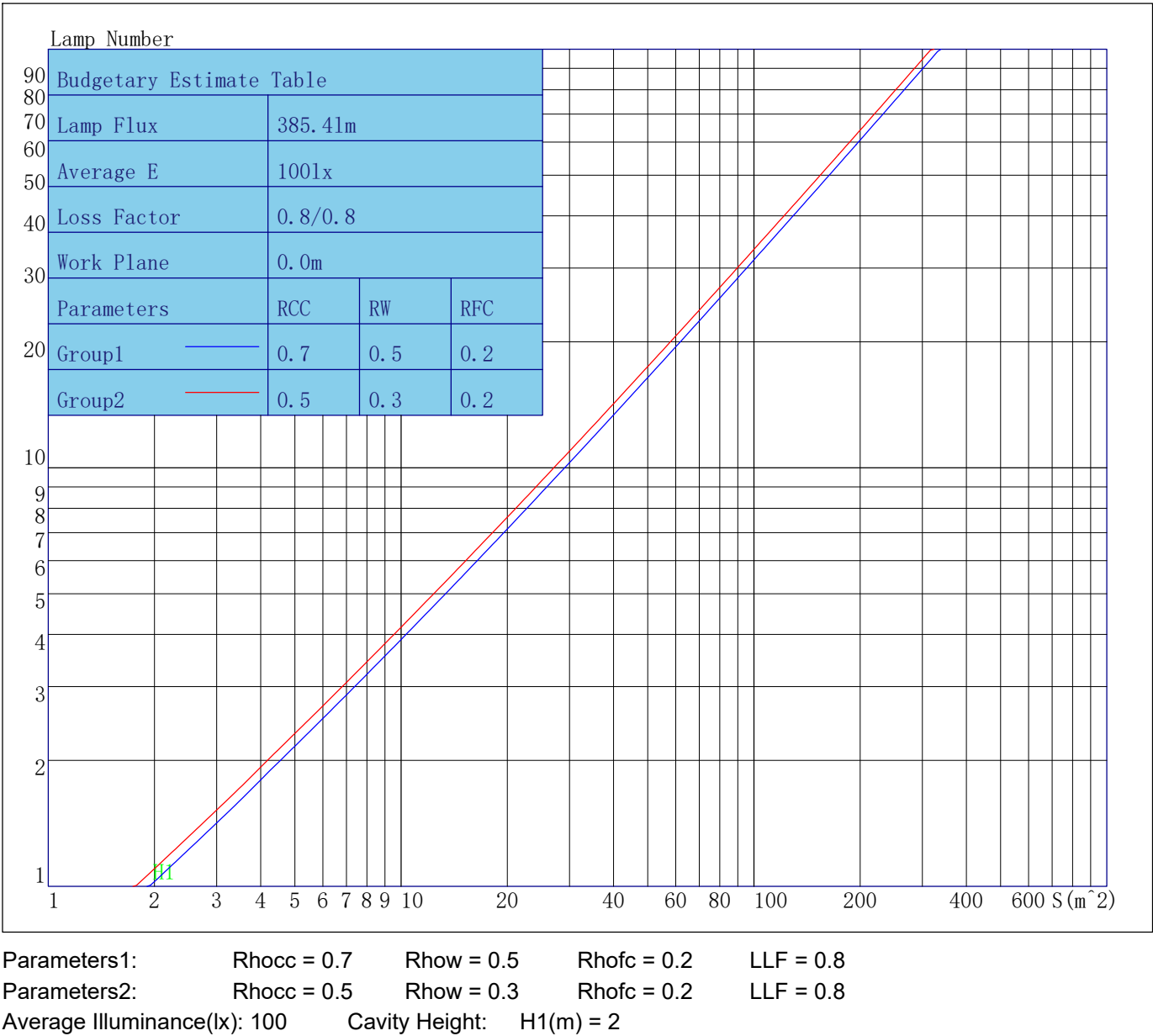
Luminous Size:Length(m)=-0.039Width(m)=-0.039Height(m)=0.000Area(m^2)=0.001195

Luminous Type:Without Luminous Side

Luminous Curves:C0-C180 Color: C90-C270 Color:

Indoor Budgetary Estimate Table

Lum. Name:SD09-06-DW-02 1800-3000K RA90 24D	Lum. Catelog:	Test ID:01
Lamp Name:	Lamp Catelog:LED	Test Lab:Quality Department
Manufacture:Shenzhen Norming Lighting	Test Machine:GON-2000	Test Date:2022/08/18



Indoor Coefficient of Utilization Table

Lum. Name:SD09-06-DW-02 1800-3000K RA90 24D	Lum. Catelog:	Test ID:01
Lamp Name:	Lamp Catelog:LED	Test Lab:Quality Department
Manufacture:Shenzhen Norming Lighting	Test Machine:GON-2000	Test Date:2022/08/18

Coefficients of Utilization - Zonal Cavity Method																		
Coef.	Effective Floor Cavity Reflectance RFC=0.20																	
RhoCC (%)	80				70				50			30			10			0
RhoW (%)	70	50	30	10	70	50	30	10	50	30	10	50	30	10	50	30	10	0
RCR	Coefficient of Utilization(%)																	
0	119	119	119	119	116	116	116	116	111	111	111	106	106	106	102	102	102	100
1	114	112	110	108	112	110	108	106	106	104	103	102	101	100	98	98	97	95
2	110	105	102	99	107	104	100	98	100	98	96	97	95	94	95	93	92	90
3	105	100	95	92	103	98	94	91	96	92	90	93	91	88	91	89	87	86
4	101	95	90	86	99	93	89	86	91	88	85	89	86	84	88	85	83	81
5	97	90	85	81	96	89	85	81	87	83	80	86	82	80	84	81	79	78
6	93	86	81	77	92	85	80	77	84	80	77	82	79	76	81	78	76	74
7	90	82	77	74	89	82	77	74	80	76	73	79	76	73	78	75	72	71
8	87	79	74	71	86	78	74	70	77	73	70	76	73	70	76	72	70	68
9	84	76	71	68	83	75	71	68	75	70	67	74	70	67	73	70	67	66
10	81	73	68	65	80	73	68	65	72	68	65	71	68	65	71	67	65	64

Unified Glare Rating Table

Lum. Name:SD09-06-DW-02 1800-3000K RA90 24D	Lum. Catelog:	Test ID:01
Lamp Name:	Lamp Catelog:LED	Test Lab:Quality Department
Manufacture:Shenzhen Norming Lighting	Test Machine:GON-2000	Test Date:2022/08/18

Unified Glare Rating Table

Ceiling RCC	0.70	0.70	0.50	0.50	0.30	0.70	0.70	0.50	0.50	0.30
Wall RW	0.50	0.30	0.50	0.30	0.30	0.50	0.30	0.50	0.30	0.30
Floor RFC	0.20	0.20	0.20	0.20	0.20	0.20	0.20	0.20	0.20	0.20
Room Size	Vewed crosswise					Vewed endwise				
X=2H Y=2H	16.8	17.8	17.1	18.1	18.4	16.5	17.5	16.8	17.8	18.1
	16.7	17.6	17.1	17.9	18.3	16.4	17.3	16.8	17.6	18.0
	16.6	17.5	17.0	17.8	18.2	16.3	17.1	16.7	17.5	17.9
	16.5	17.3	16.9	17.6	18.0	16.2	17.0	16.6	17.3	17.7
	16.5	17.2	16.9	17.6	18.0	16.2	16.9	16.6	17.3	17.7
	16.4	17.1	16.8	17.5	17.9	16.1	16.8	16.5	17.2	17.6
X=4H Y=2H	16.7	17.5	17.1	17.8	18.2	16.4	17.2	16.8	17.5	17.9
	16.6	17.3	17.1	17.7	18.1	16.3	17.0	16.7	17.4	17.8
	16.5	17.1	17.0	17.6	18.0	16.2	16.8	16.6	17.2	17.7
	16.4	16.9	16.9	17.4	17.9	16.1	16.6	16.6	17.1	17.5
	16.4	16.8	16.8	17.3	17.8	16.0	16.5	16.5	17.0	17.4
	16.3	16.7	16.8	17.2	17.7	16.0	16.4	16.4	16.9	17.3
X=8H Y=4H	16.4	16.9	16.9	17.3	17.8	16.0	16.5	16.5	17.0	17.5
	16.3	16.6	16.8	17.2	17.7	15.9	16.3	16.4	16.8	17.3
	16.2	16.5	16.7	17.1	17.6	15.8	16.2	16.4	16.7	17.2
	16.1	16.4	16.7	16.9	17.5	15.8	16.1	16.3	16.6	17.2
X=12H Y=4H	16.3	16.7	16.8	17.2	17.7	16.0	16.4	16.5	16.9	17.4
	16.2	16.5	16.7	17.0	17.6	15.8	16.2	16.4	16.7	17.2
	16.1	16.4	16.7	16.9	17.5	15.8	16.1	16.3	16.6	17.2
Variations with the objverver position at spacings										
S=1.0H	2.1/-3.3					2.4/-4.5				
S=1.5H	4.0/-6.3					4.1/-6.9				
S=2.0H	4.1/-10.2					4.5/-11.1				
Reduced UGR Table:										
Nordic Standard Table:	BK0					BK0				
Correction Value	0.2					0.2				

o the CIE Pub.117,data has been corrected,refers to the lamp’s lumens 8.2flm.

Candela Tabulation

V/H	C0.0	C90.0	C180.0	C270.0
γ 0.0	1210.72	1210.72	1210.72	1210.72
γ 5.0	1047.70	1038.53	1185.46	1220.80
γ 10.0	741.20	714.22	982.14	1063.11
γ 15.0	395.88	366.18	649.73	747.84
γ 20.0	180.84	174.94	318.60	385.64
γ 25.0	104.40	112.34	145.71	172.38
γ 30.0	72.50	78.74	87.16	98.66
γ 35.0	48.63	50.74	58.80	67.75
γ 40.0	31.26	30.50	37.97	45.06
γ 45.0	19.29	17.92	24.35	28.47
γ 50.0	11.44	10.27	15.06	18.00
γ 55.0	6.45	6.03	8.98	11.02
γ 60.0	4.44	3.47	4.87	5.90
γ 65.0	2.55	2.47	3.36	3.88
γ 70.0	1.16	0.93	2.15	2.64
γ 75.0	0.20	0.18	0.75	1.10
γ 80.0	0.00	0.00	0.00	0.20
γ 85.0	0.00	0.00	0.00	0.00
γ 90.0	0.00	0.00	0.00	0.00
γ 95.0	0.00	0.00	0.00	0.00
γ 100.0	0.00	0.00	0.00	0.00
γ 105.0	0.00	0.00	0.00	0.00
γ 110.0	0.00	0.00	0.00	0.00
γ 115.0	0.00	0.00	0.00	0.00
γ 120.0	0.00	0.00	0.00	0.00
γ 125.0	0.00	0.00	0.00	0.00
γ 130.0	0.00	0.00	0.00	0.00
γ 135.0	0.00	0.00	0.00	0.00
γ 140.0	0.00	0.00	0.00	0.00
γ 145.0	0.00	0.00	0.00	0.00
γ 150.0	0.21	0.35	0.06	0.04
γ 155.0	0.59	0.83	0.21	0.20
γ 160.0	0.88	0.63	0.24	0.39
γ 165.0	0.77	0.83	0.62	0.56
γ 170.0	0.56	0.59	0.51	0.49
γ 175.0	0.67	0.88	0.29	0.62
γ 180.0	0.69	0.69	0.69	0.69